

H&F HISPAC meeting

29/10/2021

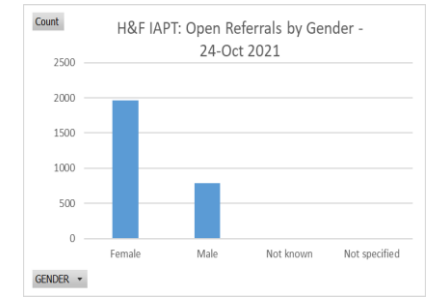
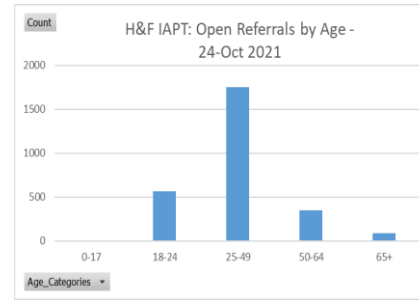
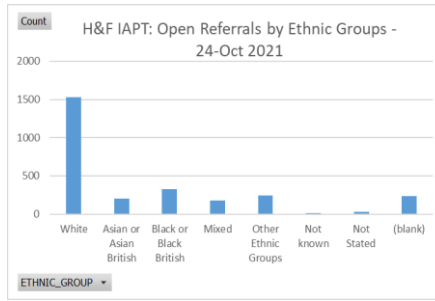
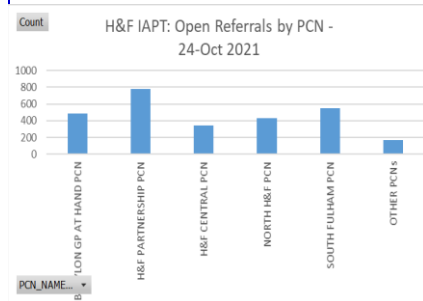
Hammersmith & Fulham Demographics and Mental Health Demand



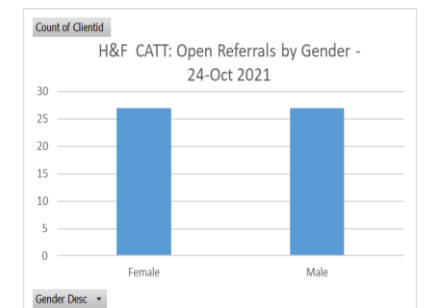
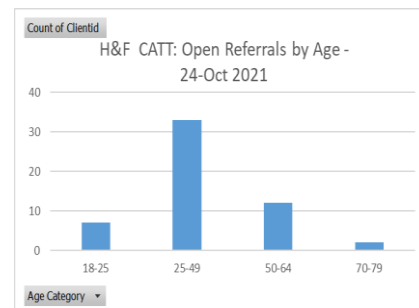
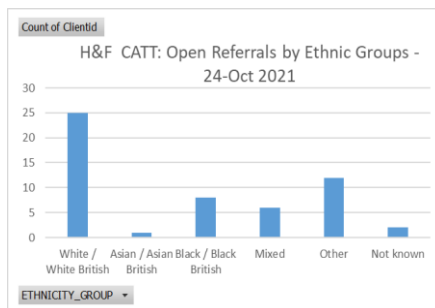
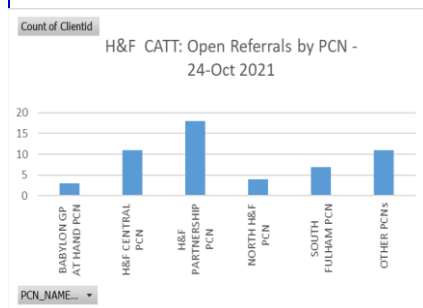
1. Demographics

Hammersmith & Fulham - Open Referrals as at Oct 24, 2021- Demographic profile

IAPT

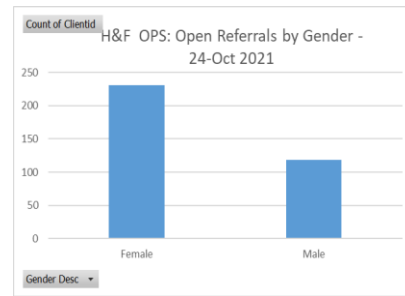
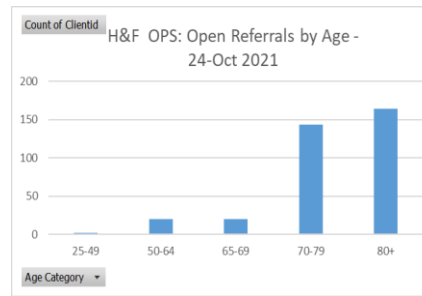
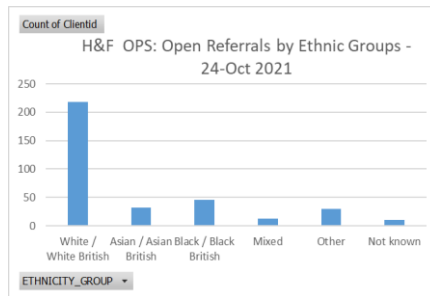
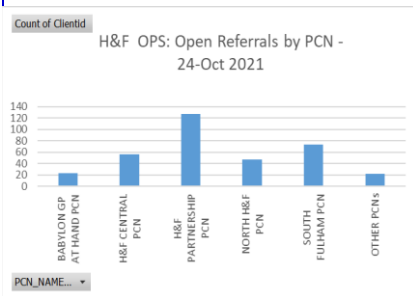


CATT

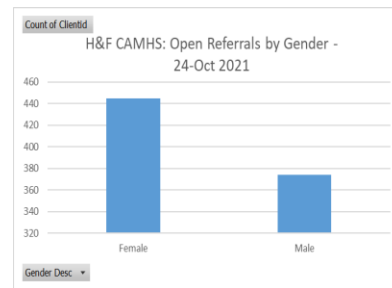
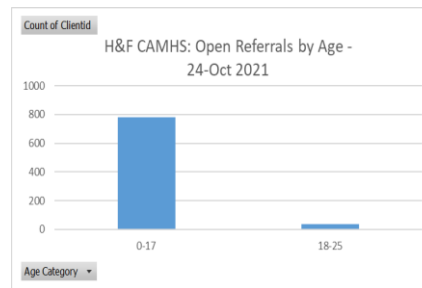
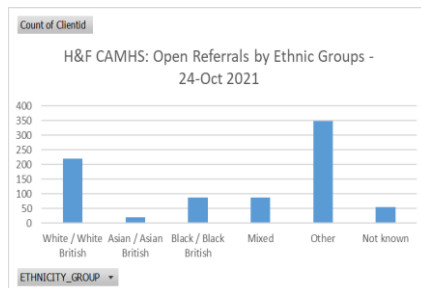
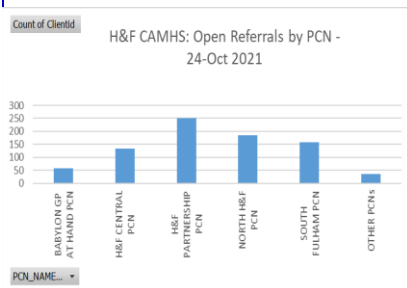


1. Demographics...cont

Older Peoples

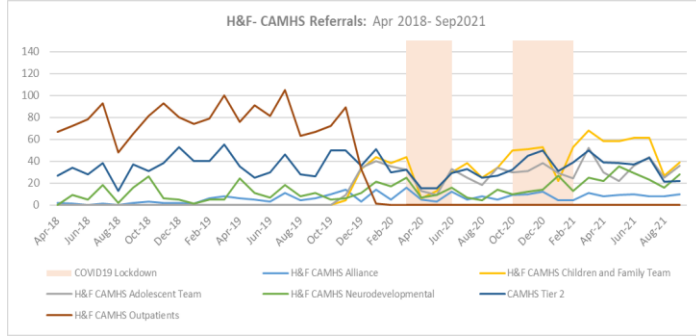


Children & Adolescent MH services



2.Demand- CAMHs

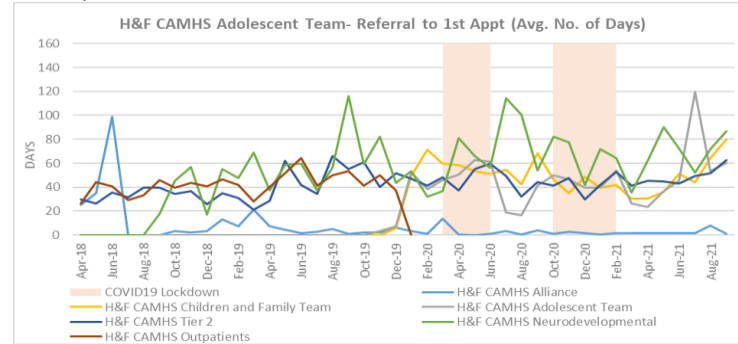
1. Referral demand -



	2018/19	2019/20	2020/21	2021/22 ytd *6mths
H&F CAMHS Alliance	28	97	88	55
H&F CAMHS Adolescent Team	0	150	336	197
H&F CAMHS Children and Family Team	0	163	443	306
H&F CAMHS Neurodevelopmental	98	164	158	158
H&F CAMHS Outpatients	930	678	0	0
H&F CAMHS Tier 2	434	439	391	202
Total H&F CAMHS	1490	1691	1416	918
% Growth (yr)	10%	13%	-16%	30%

Forecasted for year

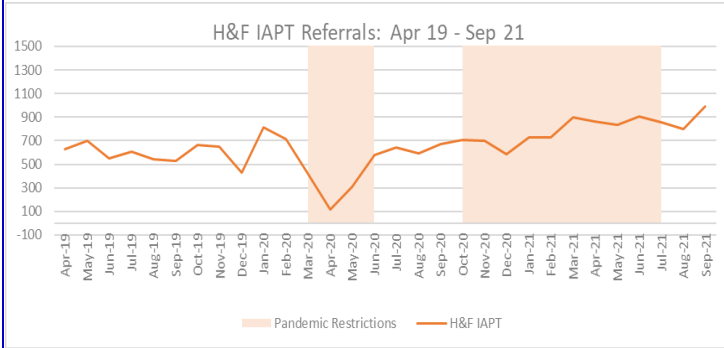
2. Response time -



	Ref to 1st Appt (Days)			
	2018/2019	2019/2020	2020/2021	2021/2022
H&F CAMHS Alliance	19.0	5.4	1.6	2.8
H&F CAMHS Adolescent Team	-	42.5	42.2	50.1
H&F CAMHS Children and Family Team	-	52.2	45.6	49.1
H&F CAMHS Neurodevelopmental	49.5	53.7	65.9	80.4
H&F CAMHS Outpatients	38.4	47.5		
H&F CAMHS Tier 2	31.7	47.4	44.9	50.0
Total H&F CAMHS	35.0	43.2	42.1	47.9

3.Demand- IAPT

1. Referral demand - IAPT H&F

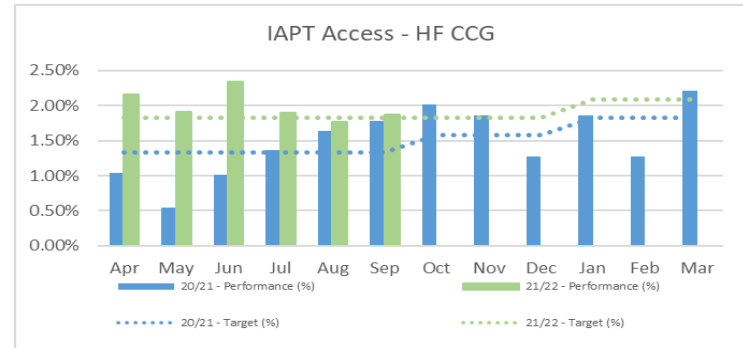


LSSMT report

	2018/19	2019/20	2020/21	2021/22 ytd *6mths
H&F IAPT Referrals	7035	7249	7247	5253
% Growth (yr)	12%	3%	0%	40%

Forecasted for year

2. IAPT Access Rate



LSSMT report

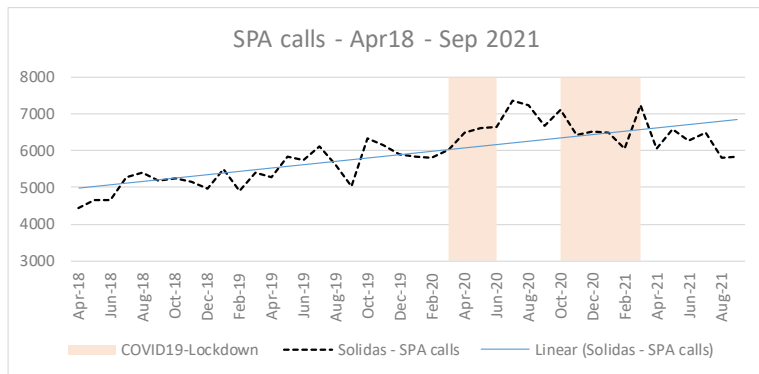
3 Response Rates

Measure	Target	Apr-21	May-21	Jun-21	Jul-21	Aug-21	Sep-21
Proportion of people moving to recovery	>=50%	48.0%	48.7%	53.6%	48.1%	52.5%	55.4%
Treatment waiting time within 6 weeks	>=75%	90.7%	89.8%	95.7%	93.6%	93.9%	93.1%
Treatment waiting time within 18 weeks	>=95%	100.0%	99.6%	100.0%	99.6%	99.6%	99.8%

CCG Report

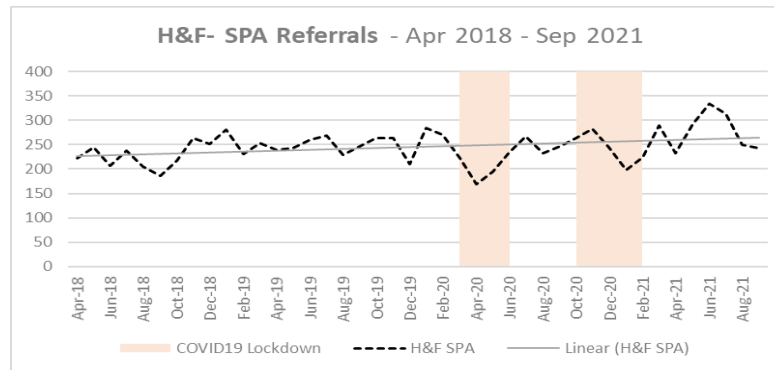
4.Demand- SPA

1. Referral demand - SPA Calls (Solidas)



	2019/20	2020/21	2021/22 ytd *6mths
Solidas Calls - SPA	69764	80965	37054
% +/- growth	15%	16%	-8%

2. SPA Referrals H&F

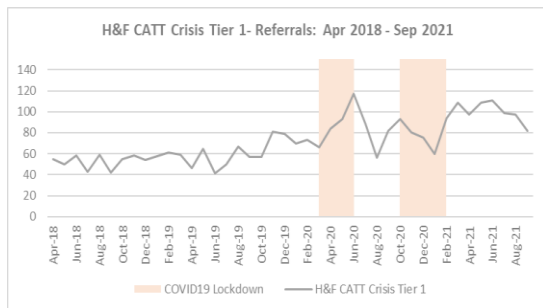


	2019/20	2020/21	2021/22 ytd *6mths
H&F SPA referrals	3001	2849	1665
% Growth (yr)	7%	-5%	17%

Forecasted to year end

5.Demand- CRISIS

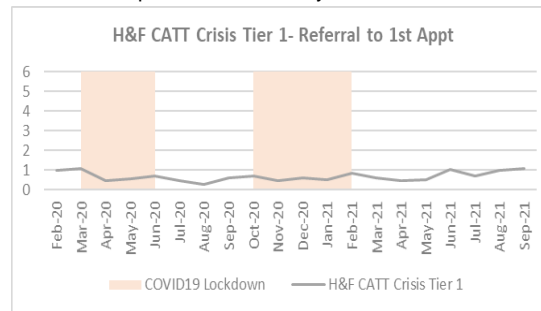
1. Referral demand -CATT



	2018/19	2019/20	2020/21	2021/22 ytd *6mths
H&F CATT Crisis Tier 1	652	752	1031	595
% Growth (yr)	0%	15%	37%	15%

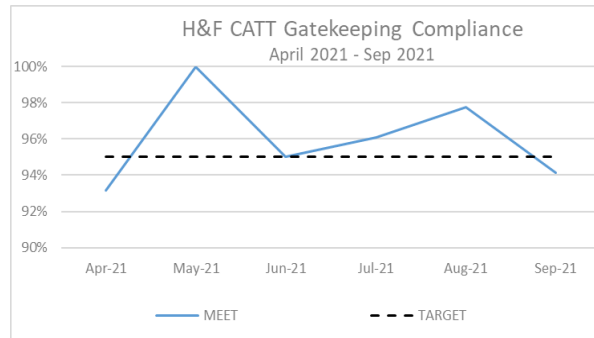
Forecasted for year

2. Crisis - response Times- in days



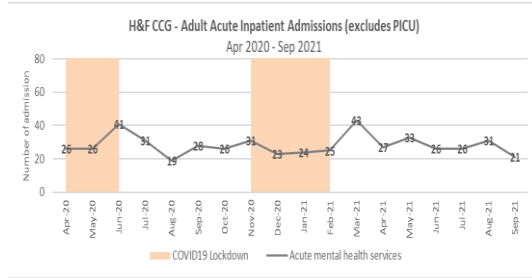
	Ref to 1st Appt (Days)	
	2020/21	2021/22 ytd *6mths
H&F CATT Crisis Tier 1	0.6	0.8

3. Gate keeping



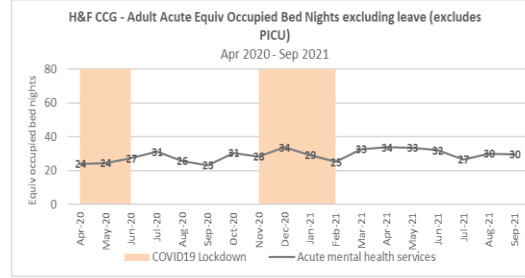
6.Demand- Adult Acute Inpatients

1. Admissions - Acute demand



	2019/20	2020/21	2021/22 ytd *6mths
Adult Acute	347	343	164
% Growth (yr)		-1%	-4%

2. Bed Occupancy - Equivalent beds



3. Average LOS

